



# Presentation to the Transportation & Parking Advisory Committee November 11, 2024

# Transportation & Parking Advisory Committee Membership & Attendees (2024-2025)

Lee Bailey	Chair - Faculty
Joelle Salsa	U/G Student – UTMSU (President)
Daniel Ripoll	U/G Student – UTMSU (VP External)
Ronny Chen	U/G Student – UTMSU (VP Internal)
Areej Al-Dailami	Grad Student – UTMAGS (President)
Muhammad Masood	UTM Residence Council (President)
Deborah Brown	CAO
Vicky Jezierski	Hospitality & Ancillary Services
Megan Evans	Hospitality & Ancillary Services
Mark Overton	Student Affairs
Brian Hoppie	Parking & Transportation Services
Antonia Lo	Budget, Planning and Finance
Ahmed Azhari	FM&P
Deborah Fritz	Campus Safety
Francenso Villiva	Staff

# Agenda

- **Recap - Transportation & Parking Highlights**
- **Electric Vehicle Features**
- **Financials**
- **Proposed Parking Rates for 2025-26**
- **Closing Remarks**

# See You When You Get Here!



UTM - STG  
BUS SERVICE



UTM - SHERIDAN  
BUS SERVICE



# Parking





**UTM Car Care Centre**



## Rates

Pricing Comparison	Washer Fluid	Air Pump	Vacuum
	Per Litre	Per Use	Per Use
Min	\$1.85	\$2.50	\$3.00
Max	\$2.11	\$2.50	\$3.00
Average	\$2.04	\$2.50	\$3.00
UTM Rates	Washer Fluid	Air Pump	Vacuum
	\$1.85	\$2.50	\$3.00



# Electric Vehicle



**PARKING  
ENFORCEMENT**



## Vehicle Permits:

Permit #: E15442  
Permit Type: All Lots  
Purchased: 8/22/2023  
13:16  
Active: 9/1/2023 00:00  
Exp: 8/31/2024 23:59  
Permit Status: Active  
Account #: ~~1488450~~  
Plate: CFLC405/Ontario  
Location: \*P4-P8:General  
Location:  
\*P9-P8-P4:General

Back

Next

Plate Search

State / Province VIN

VIN:

**i** Issue Ticket?

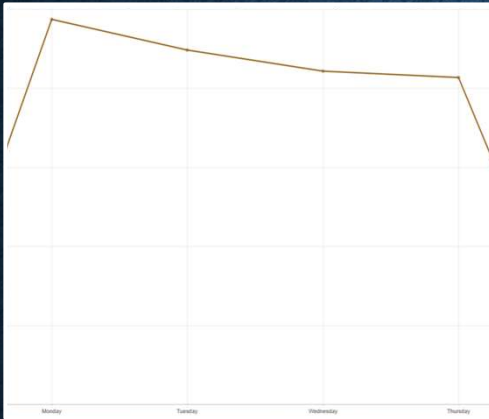
Would you like to issue a ticket to this vehicle?

No Yes

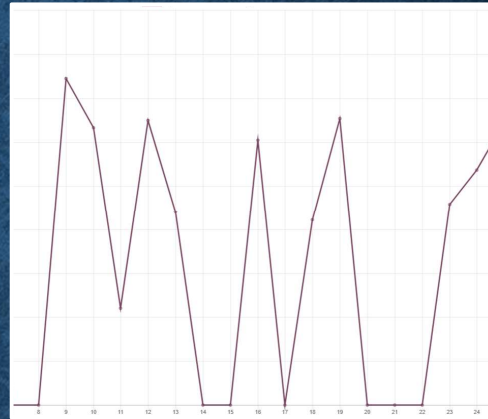
Back Next

# Big Data

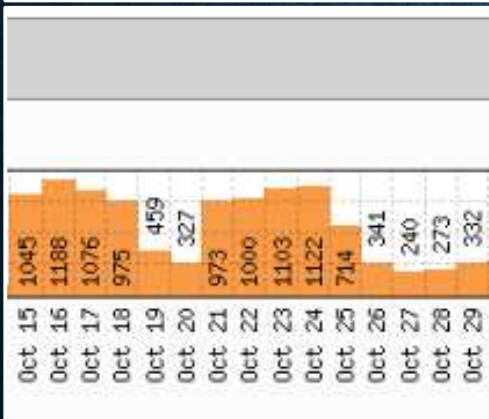
Total Vehicles on Campus



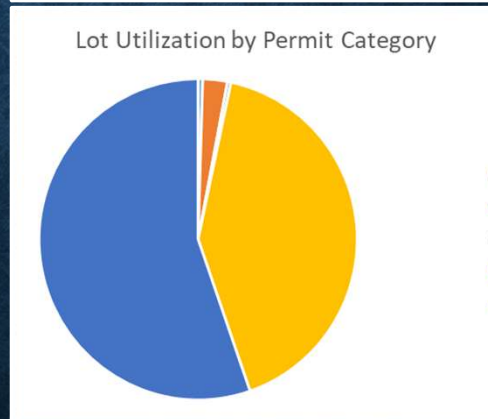
P8 Upper Deck



Total Passes by Day



Lot Utilization by Permit Category





# Financials

**University of Toronto Mississauga  
Parking Services  
Schedule of Rates  
in \$'s**

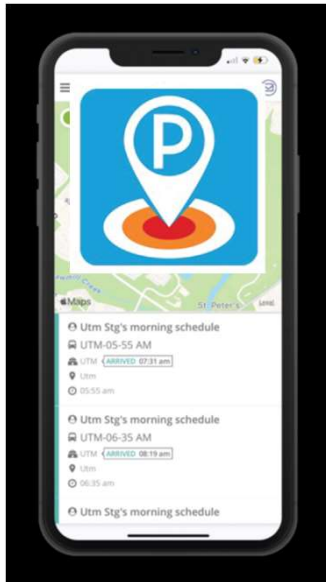
	<b>2024-25</b>	<b>\$ Increase</b>	<b>2025-26</b>
Pay & Display (daily maximum) (6:30am to 8:00am next day)			
CCT Garage	20.00	0.50	20.50
Lot P9	17.50	0.50	18.00
Lot P4 and P8	15.00	0.50	15.50
Pay & Display (evening/weekend) (5:00pm to 8:00am next day)			
CCT Garage	10.00	0.50	10.50
Lot P9	7.00	0.50	7.50
Lot P4 and P8	6.00	0.50	6.50
Pay & Display (per half hour) (6:30am to 5:00pm)			
CCT Garage	3.00	0.25	3.25
Lot P9	2.75	0.25	3.00
Lot P4 and P8	2.50	0.25	2.75
Pay & Display (per half hour) (weekdays 5:00pm to 8:00am next day; weekends & holidays)			
CCT Garage	1.00	1.00	2.00
Lot P9	1.00	0.50	1.50
Lot P4 and P8	1.00	0.25	1.25
<i>Note: Rates include HST where applicable</i>			

# Rates: Proposed Price Increases for 2025-2026



	P4 P8	P9	P1	P5	CCT Garage	Resident
<b>Proposed 2025 - 2026</b>	3%	3%	3%	3%	3%	3%
Actual 2024-25	3%	3%	3%	3%	3%	3%

## Hourly/Daily



Area	Proposed Increase			Proposed New Rate		
	1/2hr	Daily Max	Off Hours	1/2hr	Daily Max	Off Hours
<b>CCT</b>	\$0.25	\$0.50	\$0.50	\$3.25	\$20.50	\$10.50
<b>P9</b>	\$0.25	\$0.50	\$0.50	\$3.00	\$18	\$7.50
<b>All Other</b>	\$0.25	\$0.50	\$0.50	\$2.75	\$15.50	\$6.50

**University of Toronto Mississauga  
Parking Services  
Statement of Operating Results  
in \$'s**

	<b>2023-24</b>	<b>2024-25</b>	<b>2024-25</b>	<b>2024-25</b>	<b>2025-26</b>	<b>2026-27</b>
	<u>Actual</u>	<u>Budget</u>	<u>Forecast</u>	<u>Variance</u>	<u>Budget</u>	<u>Budget</u>
<b>Total Revenue</b>	4,053,538	5,105,817	4,375,963	(729,854)	4,553,787	4,677,565
<b>Total Expenditures</b>	3,271,281	4,094,561	3,976,160	118,401	3,871,130	4,116,927
<b>Operating Results Before Transfers</b>	782,257	1,011,256	399,803	(611,453)	682,657	560,638
<b>Unrestricted Surplus/(Deficit)</b>	(3,040,696)	(722,245)	(2,551,572)	(1,829,327)	(1,098,440)	-

**THANK YOU**

Brian Hoppie  
Operations Manager  
Parking & Transportation Services